

En application de la directive n°89/686/CEE du 21 décembre 1989 concernant le rapprochement des législations des Etats Membres relatives aux équipements de protection individuelle l'échantillon essayé est déclaré conforme aux exigences essentielles de santé et de sécurité du décret n°2007-1133 du 24 juillet 2007 portant transposition de cette directive en droit français,

In application of the directive n°89/686/EEC dated 21/12/89 on the approximation of the laws of the Member States relating to personal protective equipment and the decree n°2007-1133 of July 24th 2007 transposing this Directive into French law,

Le **C.R.I.T.T. SPORT-LOISIRS**, habilité par le ministère de l'économie, de l'industrie et de l'emploi, pour effectuer l'examen CE de type prévu par l'article R.322-35 du code du sport et identifié sous le numéro **0501** (publié au JORF du 23/06/2015) attribue
The C.R.I.T.T. SPORT-LOISIRS, authorized by order of the Ministry in charge of economy, industry and labour, for the EC type examination with the number 0501 (notified in JORF on June 23, 2015) grants

l'ATTESTATION D'EXAMEN CE DE TYPE *the EC type Examination Certificate*

N° 0501/2580/162/12/16/1884

au modèle d'équipement de protection individuelle suivant :
to the following designated personal protective equipment:

- Protection pour Sellette de parapente *Protection for Paraglider harness*.....(dénomination)(*product*)
- **PIXAIR**.....(marque commerciale)(*trademark*)
- Unique *one size*.....(taille)(*size*)
- **SUPAIR**, 34 rue Adrastée 74650 CHAVANOD- FRANCE..(fabricant et demandeur)(*manufacturer and applicant*)
- Protocole *Protocol* **CRITT SL SP-001 02/2016**.....(référentiel technique)(*standard*)



12-16-1884
16-2827
PIXAIR

Fait à Châtellerault, le 24/07/2017
Châtellerault, the 07/24/2017

Franck LEPLANQUAIS
Directeur (*Manager*)

Nota : toute modification apportée au matériel neuf objet de la présente attestation d'examen CE de type doit être portée à la connaissance de l'organisme habilité, en application de l'article R 322-35 du Code du sport. *Any modification carried out on the material being the subject of the present EC type Examination Certificate must be brought to the authorised body in application of Article R 322-35 of the sport Code.*

Cette attestation comporte 1 page. *This is a one page document.*

CRITT Sport Loisirs de Poitou-Charentes

ZA du Sanital – 21 Rue Albert Einstein - 86100 CHATELLERAULT - France

☎ : 33 (0)5 49 85 38 30 ☎ : 33 (0)5 49 21 76 20 Courriel : franck.leplanquais@critt-sl.com Site Internet : <http://www.critt-sl.com>



INSPECTION REPORT

PH PARAGLIDERS HARNESS

Declaration conformity number: PH 126.2015

TEST SAMPLE DATA

Manufacturer name: **Supair Sàrl**

Contact person: **Laurent Chiabaut**

Street: **34, rue Adrastée**

Post code / place: **74650 Chavanod**

Country: **France**

Harness manufacturer name: **PIXAIR**

Harness manufacturer size: **L**

Serial number of the test sample: **PIX-L-20150212-EI**

Harness type: **ABS**

Maximum certified pilot weight [kg]: **120**

Harness protector type: **n/a**

Harness weight [kg]: **3.6**

Volume reserve parachute container [cm³] Min: **3500**

Max: **7500**

Atmosphere [°C] RH [%] [hPa]: **22.3 / 30 / 1026.4**

Test responsible: **Alain Zoller**

Inspection place: **Villeneuve**

Sample reception date: **20.03.2015**

Place of declaration: **Villeneuve**

Date of issue: **10.07.2015**

Director management: **Alain Zoller**

Signature: _____

Air Turquoise SA, having thoroughly assessed the sample mentioned hereunder, declare it was found conform with all requirements defined by the following norms

European Standard **EN1651** September 1999

European Standard **EN12491** September 2001

Airworthiness requirements for hang gliders and paragliders **LTF 2009** as published in NfL 91/09 chapter 4 and 6

Present declaration's scope only extends to the conformity of a given sample, on a given date and in a given place – as mentioned here above.

This inspection report contain the following test and is complet with the test report **PH ID 0 to 12, ST and RD**



Declaration conformity number: PH 126.2015

A. STRUCTURAL STRENGTH TESTS

A test plan was set up in order to execute the different tests in an efficient order. The table below summarizes this test plan together with the applicable standards and results

Test ID	TESTED ?	Standard Ref.		TEST setup	Anchoring		Forces		Min. Test duration [sec]	Result
		EN 1651	LTF		Attach -ment points	Dummy	Req. Load in [g] force	Min. force [N]		
R0	✓	5.3.2.1		Default flying position	2 main attachment points	Hip fixated	6	6000	10	POSITIV
R1	✓		4.2.1.a				9	9000		POSITIV
R2	✓	5.3.2.2					15	15000	5	POSITIV
R3	✓		4.2.1.b	Default, landing position	2 main att. points	Hip fixated,	6	6000	10	POSITIV
R4	✓	5.3.2.7				landing conf.	15	15000	5	POSITIV
R5	✓		4.2.1.a rescue	Rescue	2 rescue att. Pnts.	Hip fixated	9	9000	10	POSITIV
R6	✓	5.3.2.4					15	15000	5	POSITIV
R7	✓		4.2.1.b rescue			Rescue, landing	Hip fixated, landing conf.	6	6000	10
R8	✓	5.3.2.3		One riser	ONE main att.	1 central hip fixation	6	6000	10	POSITIV
R9			4.2.1.d	Towing	2 main att. + 2 tow att.	None	3	3000	10	n/a
		5.3.2.5					5	5000		
R10	✓	5.3.2.6		Default, Negatif	One main att.	Head fix.	4.5	4500	10	POSITIV
R11	✓		4.2.1.c	Upside down	2 main att. downw.	Head fix.	6	6000	10	POSITIV
R12	✓		4.2.1.c rescue	Upside down rescue	2 rescue att. downw.		6	6000	10	POSITIV

Present declaration's scope only extends to the conformity of a given sample, on a given date and in a given place – as mentioned here above.



Declaration conformity number: PH 126.2015

B. PARAGLIDER HARNESS BACK PROTECTORS

Shock impact tests have to be executed on these harnesses in order to prove the damping characteristics of it. Most paraglider harnesses are equipped with a protection device that damps the shock on the pilot's spine during a hard landing

Test ID	TESTED ?	Standard	TEST setup	Test configuration	Impact at 165 cm (Seat plate)			Results
		LTF			Max Peak impact force [g]	Impact duration at 3g (if any) recorded: [ms]	Impact duration at 20g (if any) recorded: [ms]	
PRO TECT 1	✓	5.1.1	Default flying position	Test sample is attached to the dummy like a pilot in flight. Sample temperature +20+25°C without rescue	17.63	0.00	0.00	POSITIV
PRO TECT 2	✓	5.1.1	Default flying position	Test sample is attached to the dummy like a pilot in flight. Sample temperature +20+25°C with rescue	16.73	0.00	0.00	POSITIV
PRO TECT 3	✓	5.1.1	Default flying position	Test sample is attached to the dummy like a pilot in flight. Sample temperature -10+5°C without rescue	0.00	0.00	0.00	n/a
PRO TECT 4	✓	5.1.1	Default flying position	Test sample is attached to the dummy like a pilot in flight. Sample temperature -10+5°C with rescue	0.00	0.00	0.00	n/a

C. RESCUE DEPLOYMENT RESISTANCE TEST

The deployment of the rescue system has to be ensured in all circumstances of flight. This test is to verify whether the force needed to deploy is in between reasonable limits

Test ID	TESTED ?	Standard Ref.	TEST setup	Anchoring		Force for single hand deployment		Result
		LTF		Attach- ment points	Dummy	Min.	Resistance measured [N]	
						Max. [N]		
RRDT	✓	6.1.5	Default flying position	Test sample is attached to the dummy like a pilot in flight.		20	37.0	POSITIVE
				(no dummy required)		70		POSITIVE

D. RESCUE DEPLOYMENT STRAP STRENGTH TEST

The connection between handgrip and inner container has to have sufficient load capacity/structural strength in any situation that may arise during normal use. During this test is verified, whether this connection fulfill the requirements

Test ID	TESTED ?	Standard Ref.		TEST setup	Minimum force [N]	Min.	Breaking resistance measured [N]	Result
		LTF	EN 12491			Test duration [s]		
RRST	✓	6.1.8	5.3.2	Connection strap in tensile testing machine	700	10	1528.0	POSITIV

Present declaration's scope only extends to the conformity of a given sample, on a given date and in a given place – as mentioned here above.

This declaration must not be reproduced in part without the written permission of AIR TURQUOISE SA.



HARNESS STRUCTURAL STRENGTH TEST

TEST REPORT PH **ID 0**

PH PARAGLIDERS HARNESS

PH 126.2015

Manufacturer name: **Supair Sàrl**
 Harness manufacturer name: **PIXAIR**
 Test place & date: **Villeneuve**
 Test responsible: **Alain Zoller**
 Atmosphere [°C] RH [%] [hPa]: **22.3 / 30 / 1026.4**
 Maximum certified pilot weight [kg]: **120**
 Serial number of the test sample: **PIX-L-20150212-EI**

Directives: EN 1651

Test standard §: **5.3.2.1 (EN)**

Test setup: **Default flying position**

Anchoring:

Attachment points: **Both main riser attachments (3, 4)**

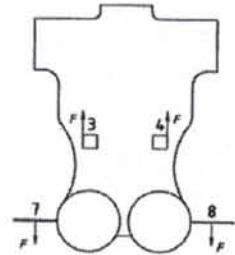
Dummy: **Default, hip fixed (7, 8)**

Required load in force [g] : **6**

Minimum load [N]: **6000**

Required test load in [N]: **734**

Min. duration [s]: **10**



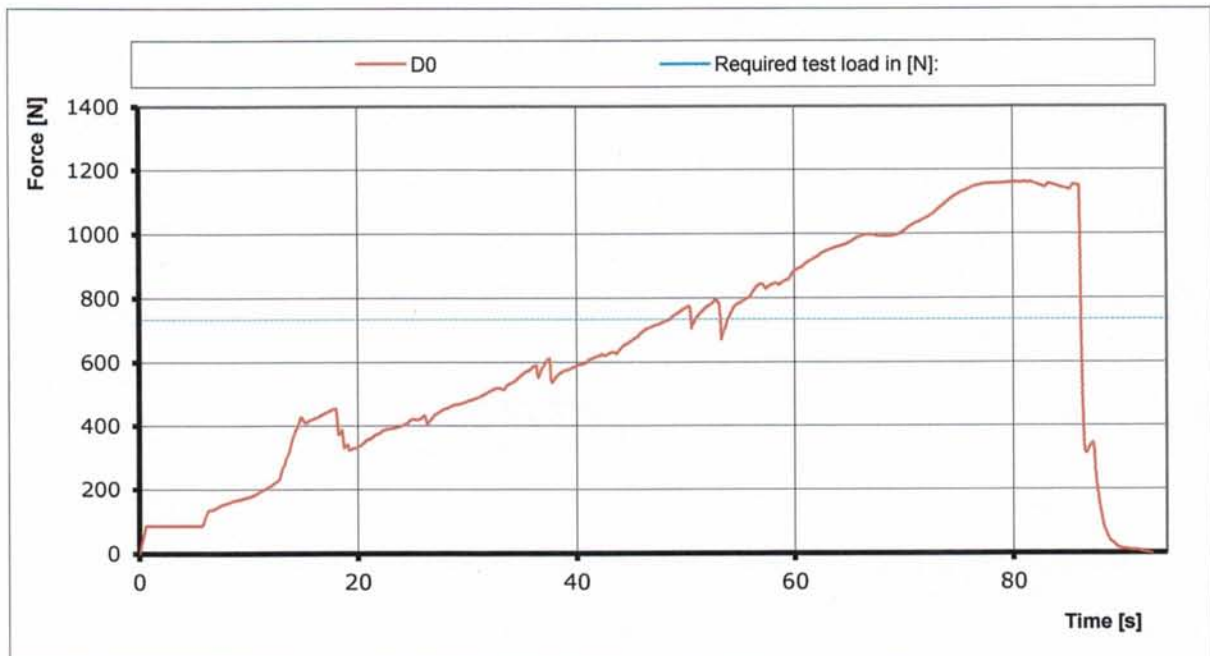
Results

Duration of maintained min. load [s]: **10.20**

Any signs of structural failure after this test: **n/a**

Test result: **POSITIV**

Graph: **D0**



Instruments	Validity	Manufacturer	Type nr.	S/N
Load sensor	2017			
Geos n°11 Skywatch	07.04.2017	JDC electronics	Geos n° 11	0022

HARNESS STRUCTURAL STRENGTH TEST

TEST REPORT PH ID 1

PH PARAGLIDERS HARNESS

PH 126.2015

Manufacturer name: **Supair Sàrl**

Harness manufacturer name: **PIXAIR**

Test place & date: **Villeneuve**

Test responsible: **Alain Zoller**

Atmosphere [°C] RH [%] [hPa]: **22.3 / 30 / 1026.4**

Maximum certified pilot weight [kg]: **120**

Serial number of the test sample: **PIX-L-20150212-EI**

Directives: NfL II 91 / 09

Test standard §: **4.2.1 a (LTF DV)**

Test setup: **Default flying position**

Anchoring:

Attachment points: **Both main riser attachments (3, 4)**

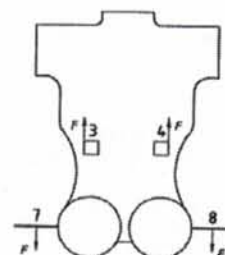
Dummy: **Default, hip fixed (7, 8)**

Required load in force [g]: **9**

Minimum load [N]: **9000**

Required test load in [N]: **1101**

Min. duration [s]: **10**



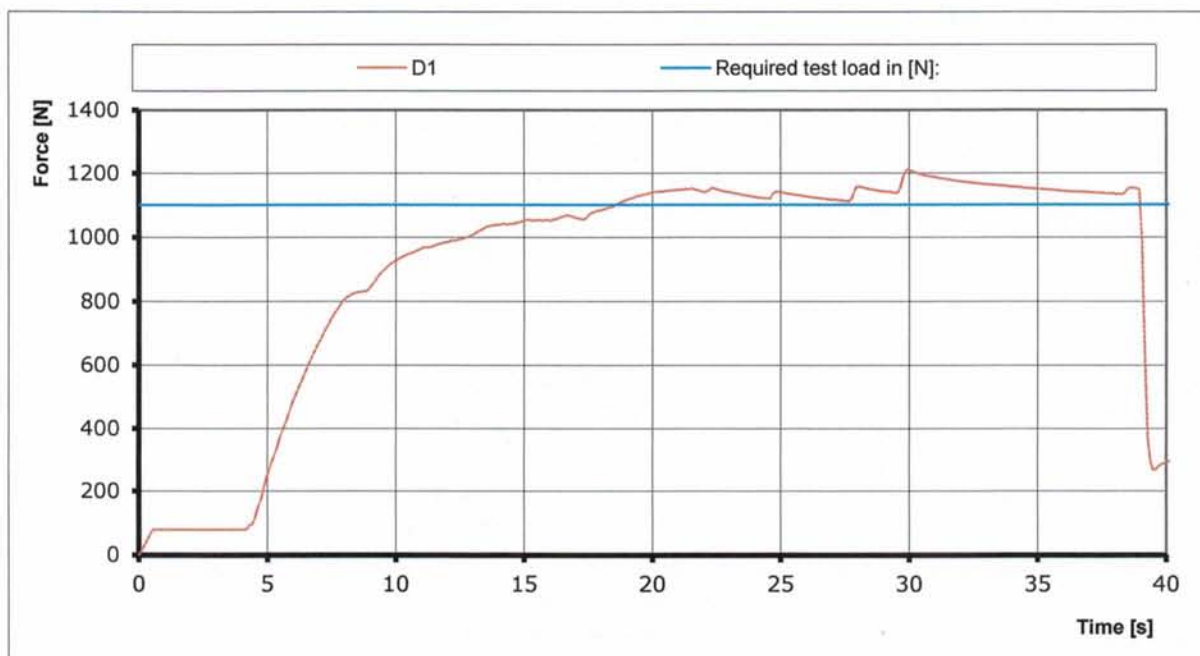
Results

Duration of maintained min. load [s]: **15.26**

Any signs of structural failure after this test: **n/a**

Test result: **POSITIV**

Graph: **D1**



Instruments	Validity	Manufacturer	Type nr.	S/N
Load sensor	2017	0	0	0
Geos n°11 Skywatch	07.04.2017	JDC electronics	Geos n° 11	0022

HARNES STRUCTURAL STRENGTH TEST

TEST REPORT PH ID 2

PH PARAGLIDERS HARNES

PH 126.2015

Manufacturer name: **Supair Sàrl**
 Harness manufacturer name: **PIXAIR**
 Test place & date: **Villeneuve**
 Test responsible: **Alain Zoller**
 Atmosphere [°C] RH [%] [hPa]: **22.3 / 30 / 1026.4**
 Maximum certified pilot weight [kg]: **120**
 Serial number of the test sample: **PIX-L-20150212-EI**

Directives: EN 1651

Test standard §: **5.3.2.2**

Test setup: **Default flying position**

Anchoring:

Attachment points: **Both main riser attachments (3, 4)**

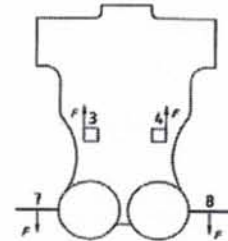
Dummy: **Default, hip fixed (7, 8)**

Required load in force [g] : **15**

Min load [N]: **15 000**

Required test load in [N]: **1835**

Min. duration [s]: **5**



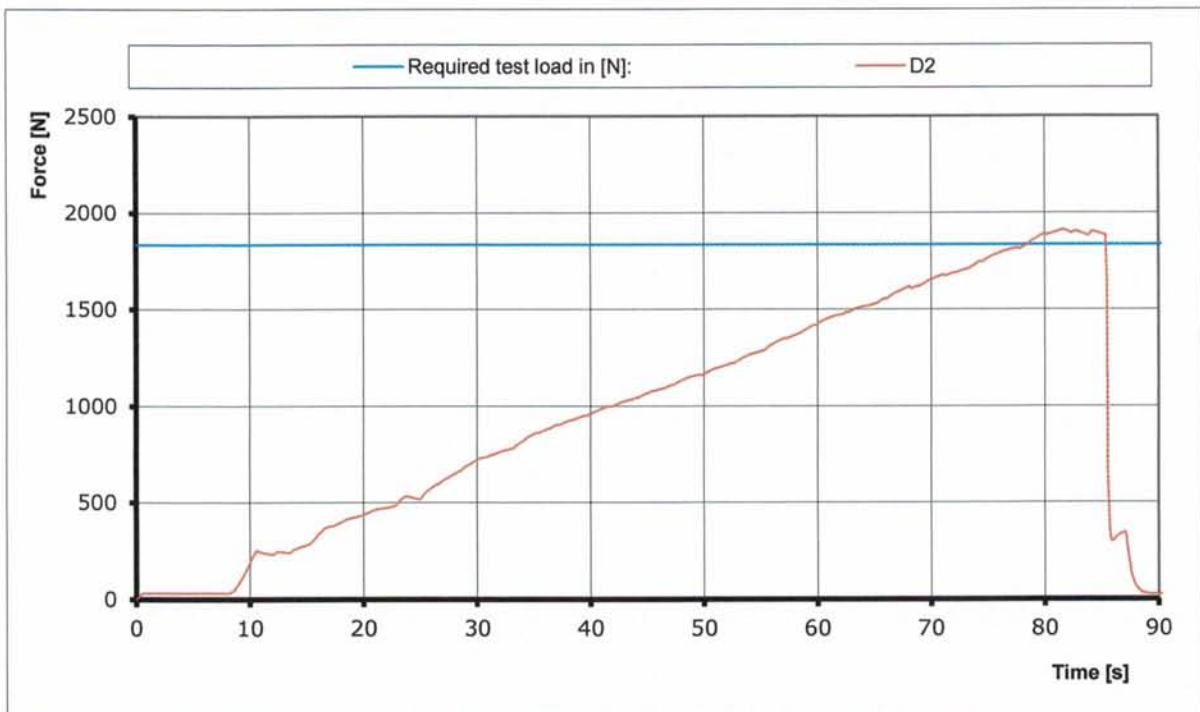
Results

Duration of maintained min. load [s]: **5.06**

Any signs of structural failure after this test: **n/a**

Test result: **POSITIV**

Graph: **D2**



Instruments	Validity	Manufacturer	Type nr.	S/N
Load sensor	2017	0	0	0
Geos n°11 Skywatch	07.04.2017	JDC electronics	Geos n° 11	0022

HARNESS STRUCTURAL STRENGTH TEST

TEST REPORT PH ID 3

PH PARAGLIDERS HARNESS

PH 126.2015

Manufacturer name: **Supair Sàrl**
 Harness manufacturer name: **PIXAIR**
 Test place & date: **Villeneuve**
 Test responsible: **Alain Zoller**
 Atmosphere [°C] RH [%] [hPa]: **22.3 / 30 / 1026.4**
 Maximum certified pilot weight [kg]: **120**
 Serial number of the test sample: **PIX-L-20150212-EI**

Directives: **NfL II 91 / 09**

Test standard §: **4.2.1.b**

Test setup: **Flying position before landing: seat board (11) in landing position, leg straps (10) closed.**

Attachment points: **Both of the main riser attachments attached (3 and 4);**

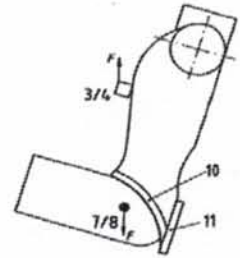
Dummy: **Default, hip fixed (7, 8)**

Required load in force [g] : **6**

Min load [N]: **6000**

Required test load in [N]: **734**

Min. duration [s]: **10**



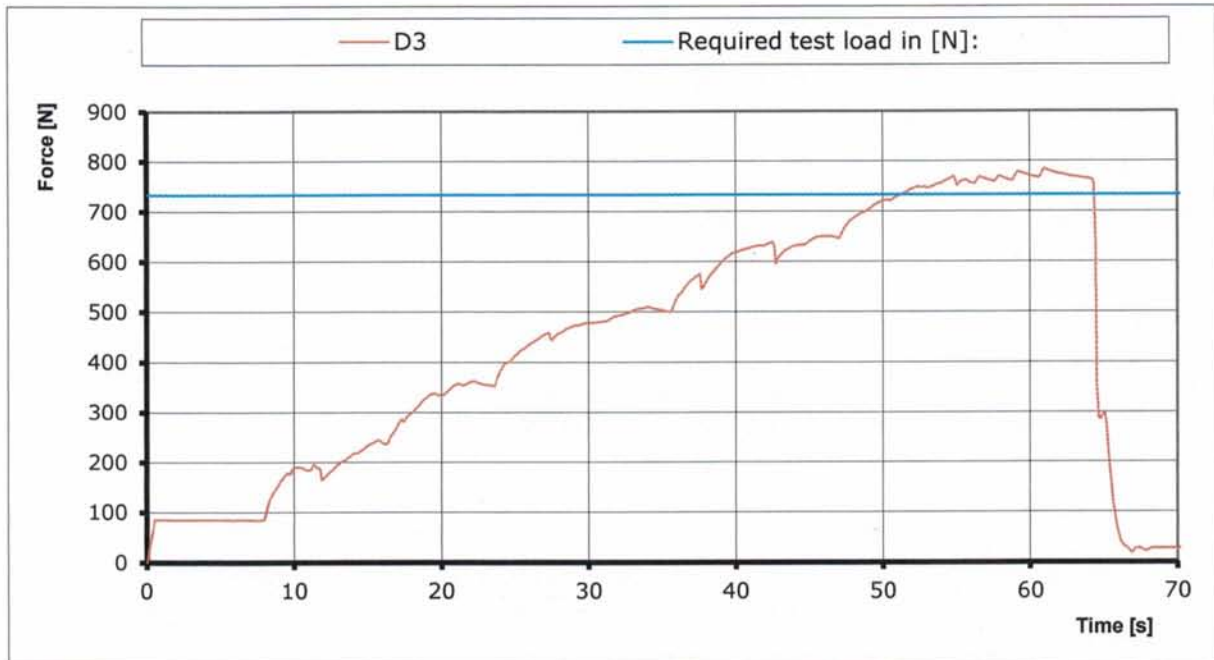
Results

Duration of maintained min. load [s]: **10.21**

Any signs of structural failure after this test: **n/a**

Test result: **POSITIV**

Graph: **D3**



Instruments	Validity	Manufacturer	Type nr.	S/N
Load sensor	2017	0	0	0
Geos n°11 Skywatch	07.04.2017	JDC electronics	Geos n° 11	0022

HARNESS STRUCTURAL STRENGTH TEST

TEST REPORT PH ID 5

PH PARAGLIDERS HARNESS

PH 126.2015

Manufacturer name: **Supair Sàrl**
 Harness manufacturer name: **PIXAIR**
 Test place & date: **Villeneuve**
 Test responsible: **Alain Zoller**
 Atmosphere [°C] RH [%] [hPa]: **22.3 / 30 / 1026.4**
 Maximum certified pilot weight [kg]: **120**
 Serial number of the test sample: **PIX-L-20150212-EI**
Directives: NfL II 91 / 09

Test standard §: **4.2.1.a rescue**

Test setup: **Rescue attachments**

Anchoring:

Attachment points: **Rescue riser attachments (1,2)**

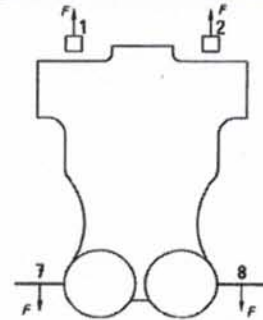
Dummy: **Hip fixed (7, 8)**

Required load in force [g] : **9**

Min load [N]: **9000**

Required test load in [N]: **1101**

Min. duration [s]: **10**



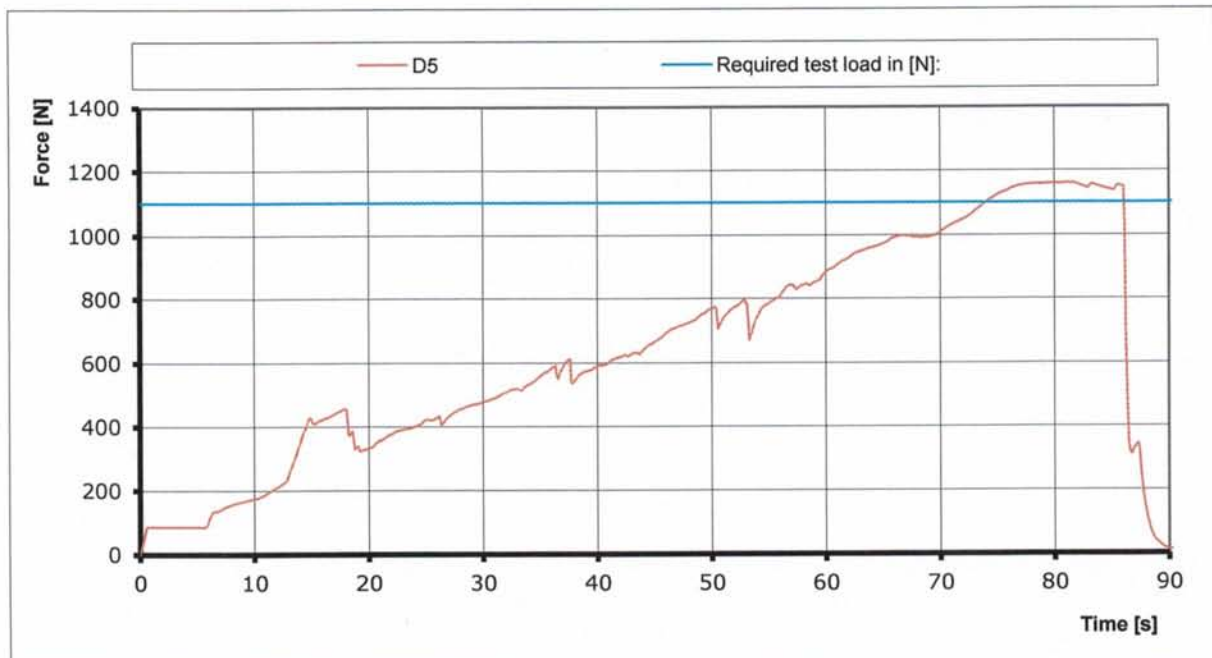
Results

Duration of maintained min. load [s]: **10.50**

Any signs of structural failure after this test: **n/a**

Test result: **POSITIV**

Graph: **D5**



Load sensor	2017	0	0	0
Geos n°11 Skywatch	42832	JDC electronics	Geos n° 11	0022
0	00.01.1900	0	0	0

HARNES STRUCTURAL STRENGHT TEST

TEST REPORT PH ID 6

PH PARAGLIDERS HARNES

PH 126.2015

Manufacturer name: **Supair Sàrl**

Harness manufacturer name: **PIXAIR**

Test place & date: **Villeneuve**

Test responsible: **Alain Zoller**

Atmosphere [°C] RH [%] [hPa]: **22.3 / 30 / 1026.4**

Maximum certified pilot weight [kg]: **120**

Serial number of the test sample: **PIX-L-20150212-EI**

Directives: EN 1651

Test standard §: **5.3.2.4**

Test setup: **Rescue attachments**

Anchoring:

Attachment points: **Rescue riser attachments (1,2)**

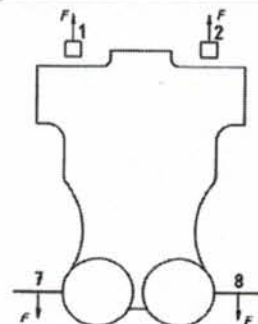
Dummy: **Hip fixed (7, 8)**

Required load in force [g]: **15**

Min load [N]: **15000**

Required test load in [N]: **1835**

Min. duration [s]: **5**



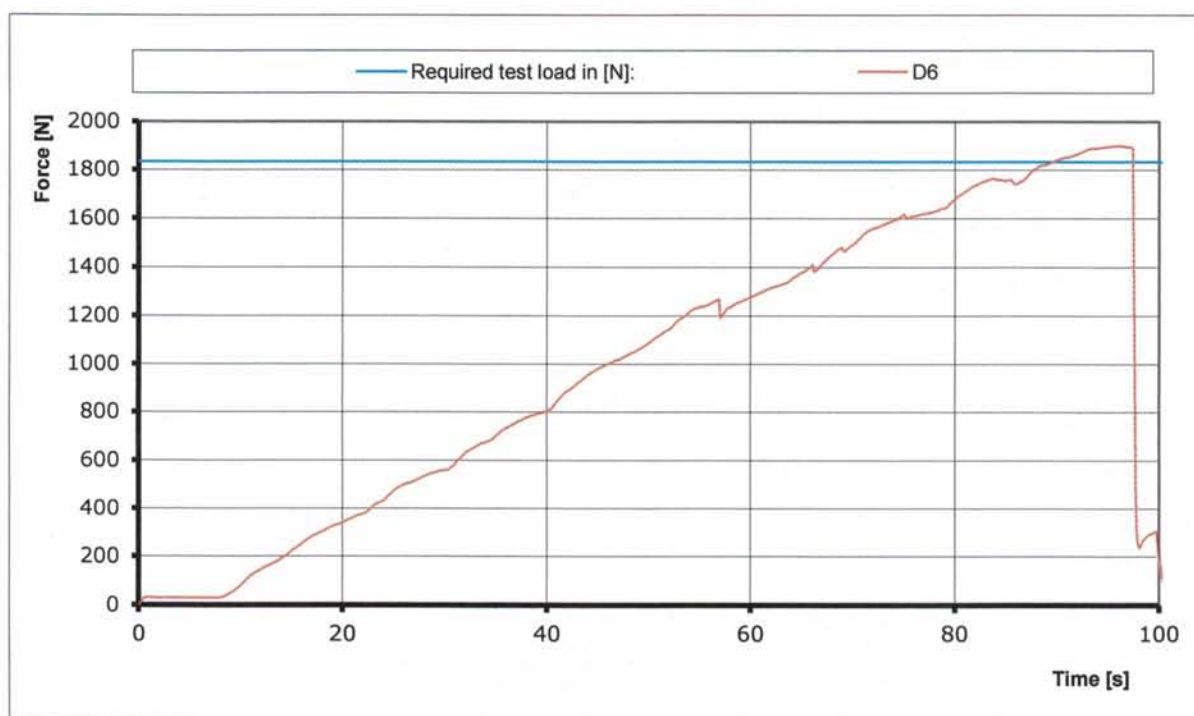
Results

Duration of maintained min. load [s]: **5.36**

Any signs of structural failure after this test: **n/a**

Test result: **POSITIV**

Graph: **D6**



HARNESS STRUCTURAL STRENGTH TEST

TEST REPORT PH ID 7

PH PARAGLIDERS HARNESS

PH 126.2015

Manufacturer name: **Supair Sàrl**
 Harness manufacturer name: **PIXAIR**
 Test place & date: **Villeneuve**
 Test responsible: **Alain Zoller**
 Atmosphere [°C] RH [%] [hPa]: **22.3 / 30 / 1026.4**
 Maximum certified pilot weight [kg]: **120**
 Serial number of the test sample: **PIX-L-20150212-EI**

Directives: Nfl II 91 / 09

Test standard §: **4.2.1.b rescue**

Flying position before landing: **seat board (11) in landing position, leg straps (10) closed.**

Anchoring:

Attachment points: **Both of the rescue riser attachments attached (1 and 2);**

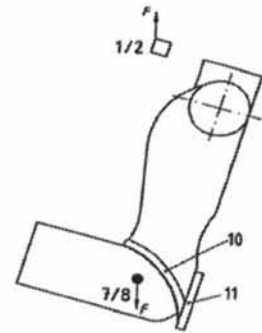
Dummy: **Default, hip fixed (7, 8)**

Required load in force [g] : **6**

Min load [N]: **6000**

Required test load in [N]: **734**

Min. duration [s]: **10**



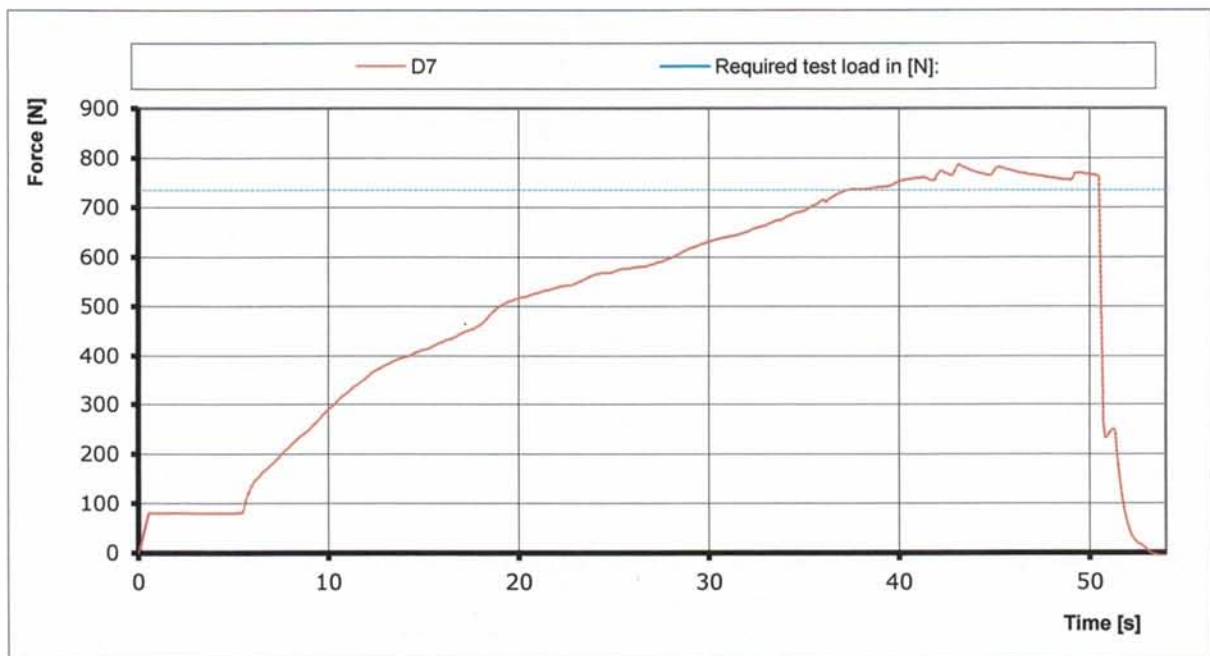
Results

Duration of maintained min. load [s]: **10.64**

Any signs of structural failure after this test: **n/a**

Test result: **POSITIV**

Graph: **D7**



Load sensor	2017	0	0	0
Geos n°11 Skywatch	42832	JDC electronics	Geos n° 11	0022
0	00.01.1900	0	0	0

HARNES STRUCTURAL STRENGHT TEST

TEST REPORT PH ID 8

PH PARAGLIDERS HARNES PH 126.2015

Manufacturer name: **Supair Sàrl**
 Harness manufacturer name: **PIXAIR**
 Test place & date: **Villeneuve**
 Test responsible: **Alain Zoller**
 Atmosphere [°C] RH [%] [hPa]: **22.3 / 30 / 1026.4**
 Maximum certified pilot weight [kg]: **120**
 Serial number of the test sample: **PIX-L-20150212-EI**

Directives: EN 1651

Test standard §: 5.3.2.3

Test setup: **Only one riser attached**

Anchoring: Attachment points: **One main riser attachments (3)**

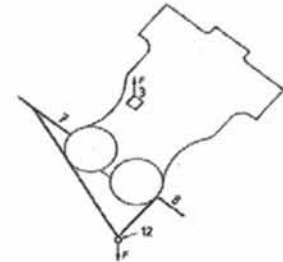
Dummy: **Hip fixed (7, 8 -> 12)**

Required load in force [g] : **6**

Min load [N]: **6000**

Required test load in [N]: **734**

Min. duration [s]: **10**



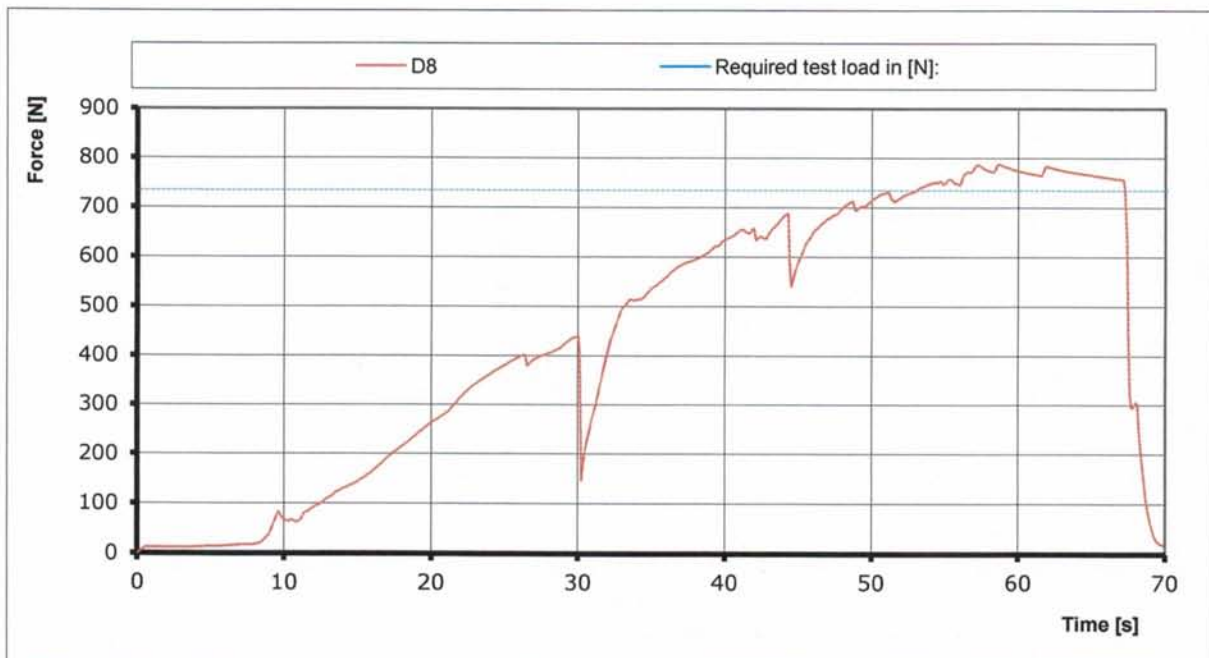
Results

Duration of maintained min. load [s]: **10.98**

Any signs of structural failure after this test: **n/a**

Test result: **POSITIV**

Graph: **D8**



Load sensor	2017	0	0	0
Geos n°11 Skywatch	42832	JDC electronics	Geos n° 11	0022
0	00.01.1900	0	0	0

HARNESS STRUCTURAL STRENGTH TEST

TEST REPORT PH ID 10

PH PARAGLIDERS HARNESS

PH 126.2015

Manufacturer name: **Supair Sàrl**
 Harness manufacturer name: **PIXAIR**
 Test place & date: **Villeneuve**
 Test responsible: **Alain Zoller**
 Atmosphere [°C] RH [%] [hPa]: **22.3 / 30 / 1026.4**
 Maximum certified pilot weight [kg]: **120**
 Serial number of the test sample: **PIX-L-20150212-EI**

Directives: EN 1651

Test standard §: 5.3.2.6

Test setup: **Normal flying position in NEGATIF**

Anchoring:

Attachment points: **ONE of the main riser attachments attached downwards(3 or 4);**

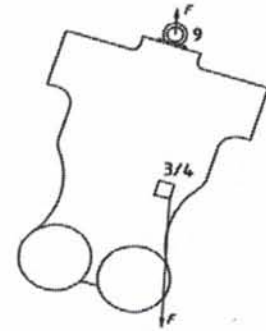
Dummy: **Dummy anchored at the head position (9)**

Required load in force [g] : **4.5**

Min load [N]: **4500**

Required test load in [N]: **550**

Min. duration [s]: **10**



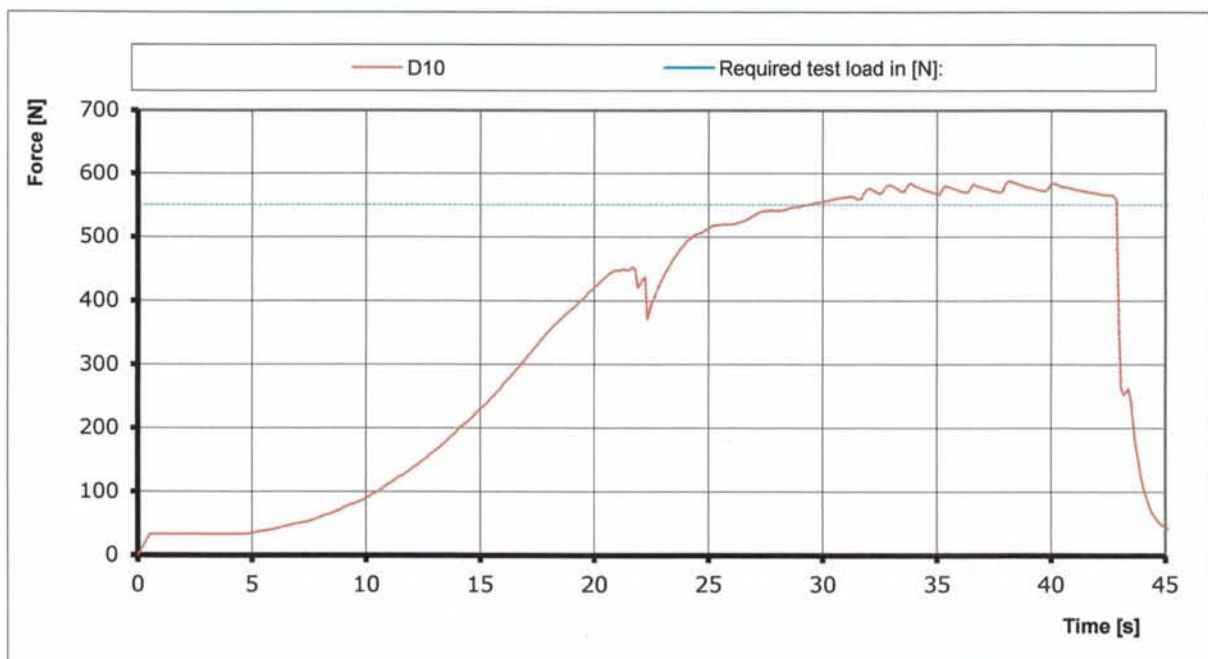
Results

Duration of maintained min. load [s]: **10.91**

Any signs of structural failure after this test: **n/a**

Test result: **POSITIV**

Graph: **D10**



Instruments	Validity	Manufacturer	Type nr.	S/N
Load sensor	2017	0	0	0
Geos n°11 Skywatch	07.04.2017	JDC electronics	Geos n° 11	0022

HARNESS STRUCTURAL STRENGTH TEST

TEST REPORT PH ID 11

PH PARAGLIDERS HARNESS

PH 126.2015

Manufacturer name: **Supair Sàrl**
 Harness manufacturer name: **PIXAIR**
 Test place & date: **Villeneuve**
 Test responsible: **Alain Zoller**
 Atmosphere [°C] RH [%] [hPa]: **22.3 / 30 / 1026.4**
 Maximum certified pilot weight [kg]: **120**
 Serial number of the test sample: **PIX-L-20150212-EI**

Directives: Nfl II 91 / 09

Test standard §: **4.2.1.c**

Test setup: **Pilot upside down flying position**

Anchoring:

Attachment points: **Both of the main riser attachments attached downwards (3 and 4);**

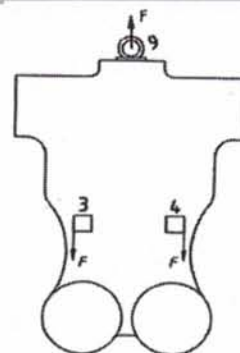
Dummy: **Dummy anchored at the head position (9)**

Required load in force [g] : **6**

Min load [N]: **6000**

Required test load in [N]: **734**

Min. duration [s]: **10**



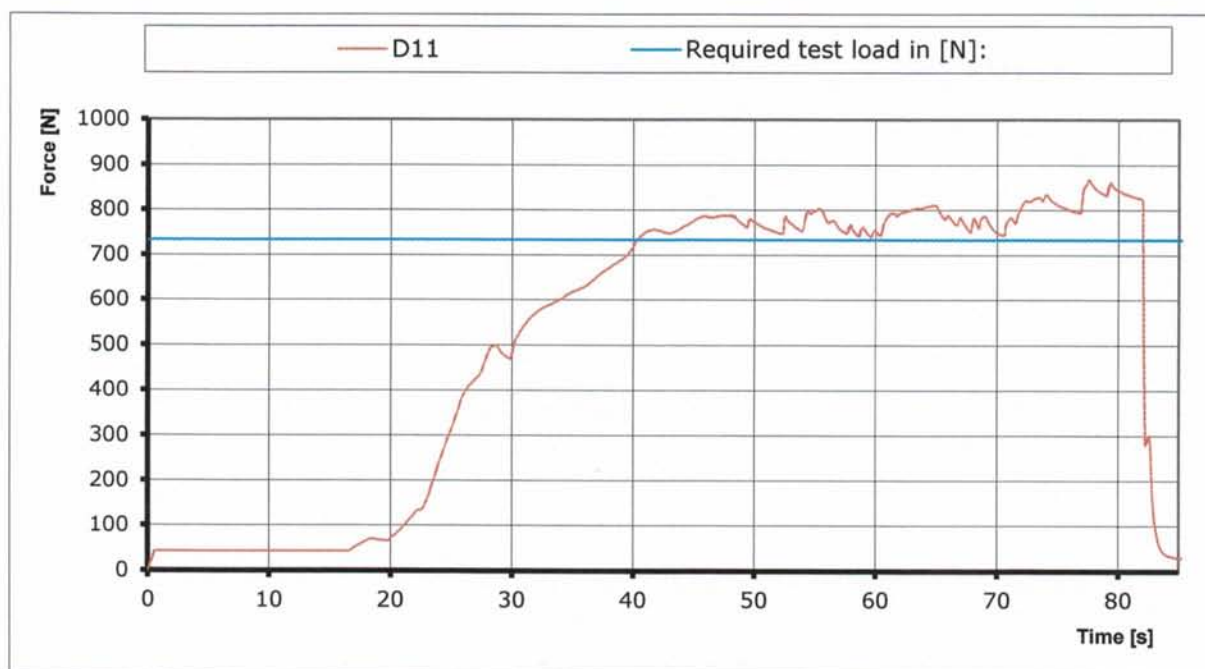
Results

Duration of maintained min. load [s]: **14.96**

Any signs of structural failure after this test: **n/a**

Test result: **POSITIV**

Graph: **D11**



Instruments	Validity	Manufacturer	Type nr.	S/N
Load sensor	2017	0	0	0
Geos n°11 Skywatch	07.04.2017	JDC electronics	Geos n° 11	0022

HARNES STRUCTURAL STRENGTH TEST

TEST REPORT PH ID 12

PH PARAGLIDERS HARNES

PH 126.2015

Manufacturer name: **Supair Sàrl**

Harness manufacturer name: **PIXAIR**

Test place & date: **Villeneuve**

Test responsible: **Alain Zoller**

Atmosphere [°C] RH [%] [hPa]: **22.3 / 30 / 1026.4**

Maximum certified pilot weight [kg]: **120**

Serial number of the test sample: **PIX-L-20150212-EI**

Directives: **NfL II 91 / 09**

Test standard §: **4.2.1.c rescue**

Test setup: **Pilot upside down flying position**

Anchoring:

Attachment points: **Both of the rescue riser attachments attached downwards (1 and 2);**

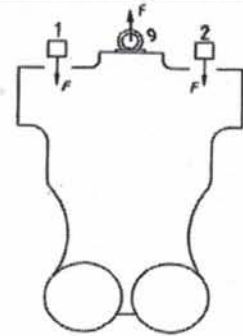
Dummy: **Dummy anchored at the head position (9)**

Required load in force [g] : **6**

Min load [N]: **6000**

Required test load in [N]: **734**

Min. duration [s]: **10**



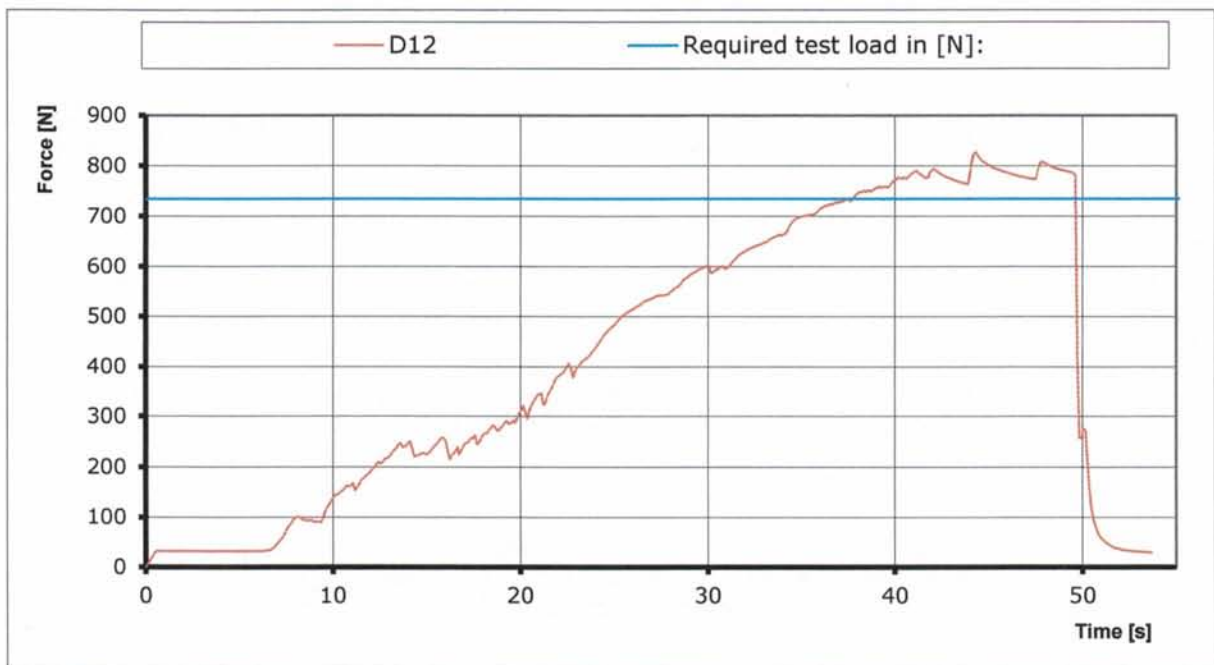
Results

Duration of maintained min. load [s]: **10.05**

Any signs of structural failure after this test: **n/a**

Test result: **POSITIV**

Graph: **D12**



Instruments	Validity	Manufacturer	Type nr.	S/N
Load sensor	2017	0	0	0
Geos n°11 Skywatch	07.04.2017	JDC electronics	Geos n° 11	0022

HARNESS STRUCTURAL STRENGTH TEST

TEST REPORT PH ID ST

PH PARAGLIDERS HARNESS

PH 126.2015

Manufacturer name: **Supair Sàrl**

Harness manufacturer name: **PIXAIR**

Test place & date: **Villeneuve**

Test responsible: **Alain Zoller**

Atmosphere [°C] RH [%] [hPa]: **22.3 / 30 / 1026.4**

Maximum certified pilot weight [kg]: **120**

Serial number of the test sample: **PIX-L-20150212-EI**

Directives: Nfl II 91 / 09

Test standard §: 6.1.5

The deployment of the rescue system has to be ensured in all circumstances, especially with a damaged glider.

The pilot has to be able to deploy the rescue chute with a single pull out of the outer container, single handed and in an anatomical favorable direction.

In order to simulate this, the test responsible deploys the rescue seated in the harness. In a similar way as in real flight. The deployment resistance is approximately measured by the load cell, which is placed between the hand of the test responsible and the rescue hand grip.

On the other hand inadvertent deployment has to be fairly remote. Therefore a shear link has to withstand a minimum load.

Requirements [kN]: **0.07**

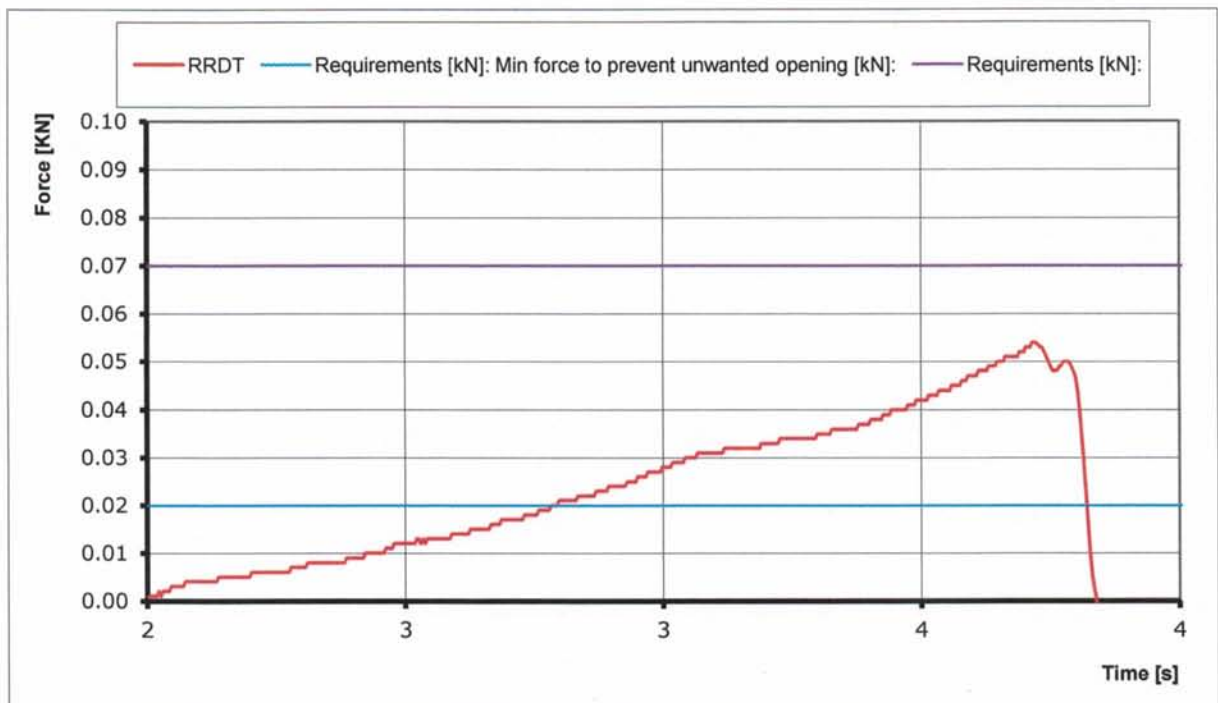
Min force to prevent unwanted opening [kN]: **0.02**

Measured peak to peak required force for deployment [kN]:

Test result 20 [N]: **POSITIVE**

Test result 70 [N]: **POSITIVE**

Graph: **RRDT**



HARNES STRUCTURAL STRENGTH TEST

TEST REPORT PH ID RD

PH PARAGLIDERS HARNES

PH 126.2015

Manufacturer name: **Supair Sàrl**

Harness manufacturer name: **PIXAIR**

Test place & date: **Villeneuve**

Test responsible: **Alain Zoller**

Atmosphere [°C] RH [%] [hPa]: **22.3 / 30 / 1026.4**

Maximum certified pilot weight [kg]: **120**

Serial number of the test sample: **PIX-L-20150212-EI**

Directives: EN 12491 & Nfl II 91 / 09

Test standard §: 5.3.2 (EN 12491) & 6.1.8 (LTF)

Test setup: The handgrip of the outer container has to be connected to the inner container with a removable loop in a way that it is possible to use the inner container with different types of outer containers.

The connection between handgrip and inner container has to have sufficient load capacity/structural strength in any situation that may arise during normal operation.

In order to verify this, the connection is tested on its tensile strength by a default tensile testing setup.

In addition to this the breaking resistance will also be measured.

Requirements[kN]: **0.7**

Requirements[s]: **10**

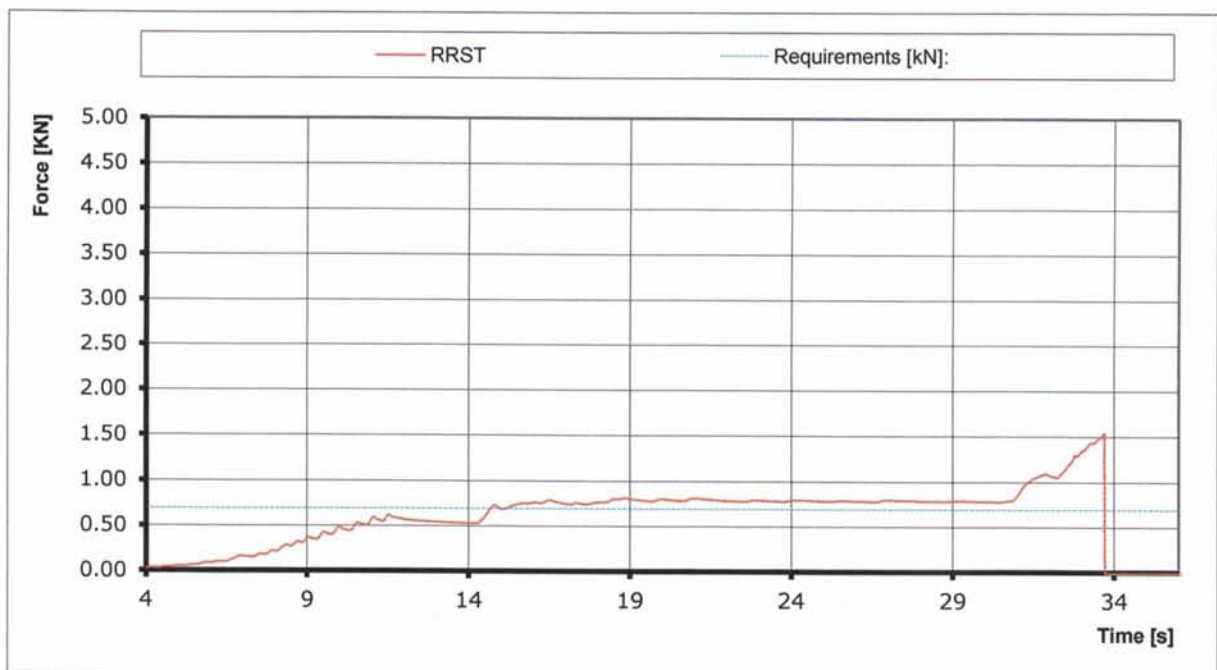
Results

Duration of maintained load [s]: **28.79**

Breaking resistance [kN]: **1.53**

Test result: **POSITIV**

Graph: **RRST**





INSPECTION REPORT

BP PARAGLIDERS HARNESS BACK PROTECTORS

Inspectio report number: **PH 126.2015**

TEST SAMPLE DATA

Manufacturer name: **Supair Sàrl**
 Contact person: **Laurent Chiabaut**
 Street: **34, rue Adrastée**
 Post code / place: **74650 Chavanod**
 Country: **France**
 Harness manufacturer name: **PIXAIR**
 Harness manufacturer size: **L**
 Serial number of the test sample: **PIX-L-20150212-EI**
 Harness weight [kg] : **3.6**
 Maximum certified pilot weight [kg]: **120**
 Harness protector type: **Airbag**
 Harness type: **ABS**
 Volume rescue system container [cm3] Max: **7500**
 Volume rescue system container [cm3] Min: **3500**
 Sample reception date: **10.03.2015**
 Place of declaration: **Villeneuve**
 Date of issue: **10.07.2015**
 Director Management: **Alain Zoller**

Signature: _____

Air Turquoise SA, having thoroughly assessed the sample mentioned hereunder, declare it was found conform with all requirements defined by the following directives:

Airworthiness requirements for hang gliders and paragliders LTF 2009 as published in NfL 91/09 chapter 5 Paraglider harness protectors

Present declaration's scope only extends to the conformity of a given sample, on a given date and in a given place – as mentioned here above.

This inspection report contain the following test and is complet with the **test report PH BP**

TESTS RESULTS

.Shock impact tests is executed on these harnesses in order to prove the damping characteristics of it.

Test ID	TESTED ?	Standard	TEST setup	Test configuration	Impact at 165 cm (Seat plate)			Results
					Max Peak impact [g] force	Impact duration at 58 [g] (if any) recorded: [ms]	Impact duration at 20 [g] (if any) recorded: [ms]	
PRO TECT 1	✓	5.1.1	Default flying position	Test sample is attached to the dummy like a pilot in flight. Sample temperature +20+25°C without rescue	18.80	0.00	0.00	POSITIVE
PRO TECT 2		5.1.1	Default flying position	Test sample is attached to the dummy like a pilot in flight. Sample temperature +20+25°C with rescue	0.00	0.00	0.00	n/a
PRO TECT 3		5.1.1	Default flying position	Test sample is attached to the dummy like a pilot in flight. Sample temperature -10+5°C without rescue	0.00	0.00	0.00	n/a
PRO TECT 4		5.1.1	Default flying position	Test sample is attached to the dummy like a pilot in flight. Sample temperature -10+5°C with rescue	0.00	0.00	0.00	n/a

This declaration must not be reproduced in part without the written permission of AIR TURQUOISE SA.

BACK PROTECTORS SHOCK TEST

BP PARAGLIDERS HARNESS BACK PROTECTORS


TEST REPORT PH BP

Inspection report number: **PH 126.2015**

TEST SAMPLE DATA

Manufacturer name: **Supair Sàrl**
 Adress: **34, rue Adrastée**
74650 Chavanod
France

Harness Manufacturers name: **PIXAIR**
 Harness Manufacturers Size: **L**
 Harness Manufacturers max load (kg): **120**
 Harness Manufacturers serial number: **PIX-L-20150212-EI**
 Date of sample reception: **10.03.2015**
 Directive: **LTF NFL II-91/09 chapter 5 Paraglider harness protectors**
 Place of inspection: **Villeneuve**
 Date of inspection: **10.03.2015**
 Inspector: **Alain Zoller**

Signature: 

The following limits may not be exceeded during back protector test: Maximum peak 50g, Maximum 38g for a period of 7 milliseconds, Maximum 20g for a period of 25 milliseconds: All three criteria must be fulfilled.

TEST ATMOSPHERE AGL

[C°] **22.3**
 RH [%] **30**
 [hPa] **1026.4**

RESULTS Impact in at a height of min 165 [[cm] drop:

	20 25°	20 25°	*-10° -5°	*-10° -5°
Without rescue system				
Test ID	P1	P2	PN1	PN2
Absolute maximum impact [g]	18.8	17.8	0.0	0.0
Impact duration of+ 38 [g] (if any): [ms]	0.00	0.00	0.00	0.00
Impact duration of +20 [g] (if any): [ms]	0.00	0.00	0.00	0.00
Uncertainty 95 % [%]	6.61	6.61	6.61	6.61
Uncertainty 95 % [g]	1.24	1.18	0.00	0.00
MAX ACCELERATION compare [%]	100	95	100	#DIV/0!
Test Result:	POSITIVE	POSITIVE	n/a	n/a
With rescue system				
Test ID	P1R	P2R	PN1R	PN2R
Absolute maximum impact [g]	0.0	0.0	0.0	0.0
Impact duration of+ 38 [g] (if any): [ms]	0.00	0.00	0.00	0.00
Impact duration of +20 [g] (if any): [ms]	0.00	0.00	0.00	0.00
Uncertainty 95 % [%]	6.61	6.61	6.61	6.61
Uncertainty 95 % [g]	0.00	0.00	0.00	0.00
MAX ACCELERATION compare [%]	100	#DIV/0!	100	#DIV/0!
Test Result:	n/a	n/a	n/a	n/a

Instruments	Validity	Manufacturer	Type nr.	S/N
Accelero meter sensor 100 G	2017	Burster / MTS	89010-100	1263567
Geos n° 11 Skywatch	07.04.2017	JDC electronics	Geos n° 11	0022

* Sample is refrigered at negative value according to the LTF91/09 chapter 5 requieremnts, the test is executed at the test room temperature.

BACK PROTECTORS SHOCK TEST

B

BP PARAGLIDERS HARNESS BACK PROTECTORS

TEST REPORT PH BP

Inspection report number: PH 126.2015

